



Forward Thinking, High Achieving.

FY23

**Funding Components &
General Fund History
February 22, 2022**

House Bill 15 - Basic Entitlement Rates

Entitlements	FY2021	FY2022 * (HB15)	FY2023* (HB15)
Elementary Basic	\$ 53,541	\$ 54,344	\$ 55,741
For every 25 Elem ANB over 250	\$ 2,678	\$ 2,718	\$ 2,788
Middle School Basic	\$ 107,084	\$ 108,690	\$ 111,483
For every 45 MS ANB over 450	\$ 5,354	\$ 5,434	\$ 5,574
High School Basic	\$ 321,254	\$ 326,073	\$ 334,453
For every 80 HS ANB over 800	\$ 16,063	\$ 16,304	\$ 16,723

****HB15 increases FY2021 by inflation of 1.5% for FY2022 and 2.57% for FY2023.***

House Bill 15 - Per-ANB Entitlement Rates

Entitlements	FY2021	FY2022 * (HB15)	FY2023* (HB15)
Elementary per-ANB	\$ 5,727	\$5,813	\$ 5,962
High School per-ANB	\$ 7,333	\$ 7,443	\$ 7,634

****HB15 increases per-ANB entitlements by 1.5% for FY2022 and 2.57% in FY2023.***

Each student after the first ANB is decreased by a reduction factor (decrement) per ANB:

- Elementary ANB decrement is **\$.20** per ANB
- High school & 7th - 8th ANB decrement is **\$.50** per ANB

House Bill 15 - Funding Components

	FY2021	FY2022 * (HB15)	FY2023* (HB15)
Quality Educator	\$3,335	\$3,385	\$3,472
At-Risk Student	\$5,641,973	\$5,726,603	\$5,873,777
Indian Education for All <i>(per ANB)</i>	\$22.36 (\$100 min.)	\$22.70 (\$100 min.)	\$23.28 (\$100 min.)
Am Indian Student Achievement Gap	\$220	\$223	\$229
Data for Achievement <i>(per ANB)</i>	\$21.41	\$21.73	\$22.29

****HB15 increases these payments 1.5% for FY2022 and 2.57% in FY2023.***

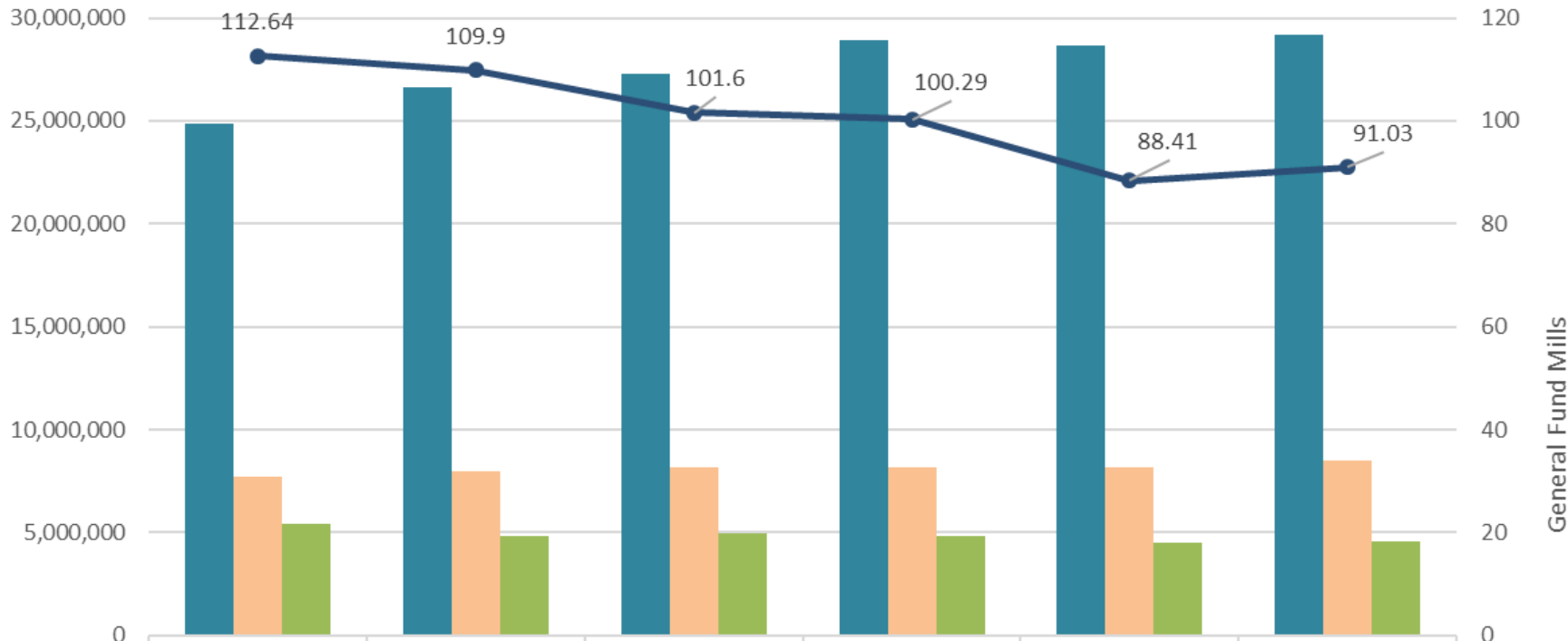
Elementary Historical ANB & Budget Data

	FY18	FY19	Difference	FY20	Difference	FY21	Difference	FY22	Difference	FY23-Est.	Difference
Inflation	0.5	1.87	1.37	0.91	(0.96)	1.83	0.92	1.50	(0.33)	2.57	1.07
ANB K-6	4,344	4,473	129	4,486	13	4,560	74	4,428	(132)	4,360	(68)
ANB 7-8	1,127	1,101	(26)	1,155	54	1,247	92	1,198	(49)	1,222	24
Max Budget	38,031,984	39,437,677	1,405,693	40,465,533	1,027,856	42,395,229	1,929,696	41,501,201	(894,028)	42,273,359	772,157
Base Budget	30,307,501	31,408,186	1,100,685	32,239,023	830,837	33,765,312	1,526,289	33,123,129	(642,183)	33,748,255	625,126
Adopted/Est.	38,031,984	39,437,677	1,405,693	40,457,147	1,019,470	41,983,822	1,526,675	41,341,638	(642,184)	42,273,359	931,721
Voted Levy			305,008		200,519		-				306,594

High School Historical ANB & Budget Data

	FY18	FY19	Difference	FY20	Difference	FY21	Difference	FY22	Difference	FY23-Est.	Difference
Inflation	0.5	1.87	1.37	0.91	(0.96)	1.83	0.92	1.50	(0.33)	2.57	1.07
ANB 9-12 Missoula	3,649	3,646	(3)	3,683	37	3,641	(42)	3,629	(12)	3,847	218
ANB 9-12 Seeley	107	100	(7)	91	(9)	95	4	94	(1)	101	7
Max Budget	29,560,091	29,961,994	401,903	30,610,010	648,016	30,566,151	(43,859)	31,261,185	695,034	33,830,626	2,569,441
Base Budget	23,683,969	24,006,504	322,535	24,515,029	508,525	24,524,830	9,801	25,063,330	538,500	27,118,025	2,054,696
Adopted/Est.	29,473,868	29,961,994	488,126	30,588,908	626,914	30,751,683	162,775	31,244,575	492,892	33,830,626	2,586,050
Voted Levy			169,994		118,986		-				531,355
Non Voted OB Increase					-		152,994		107,366		

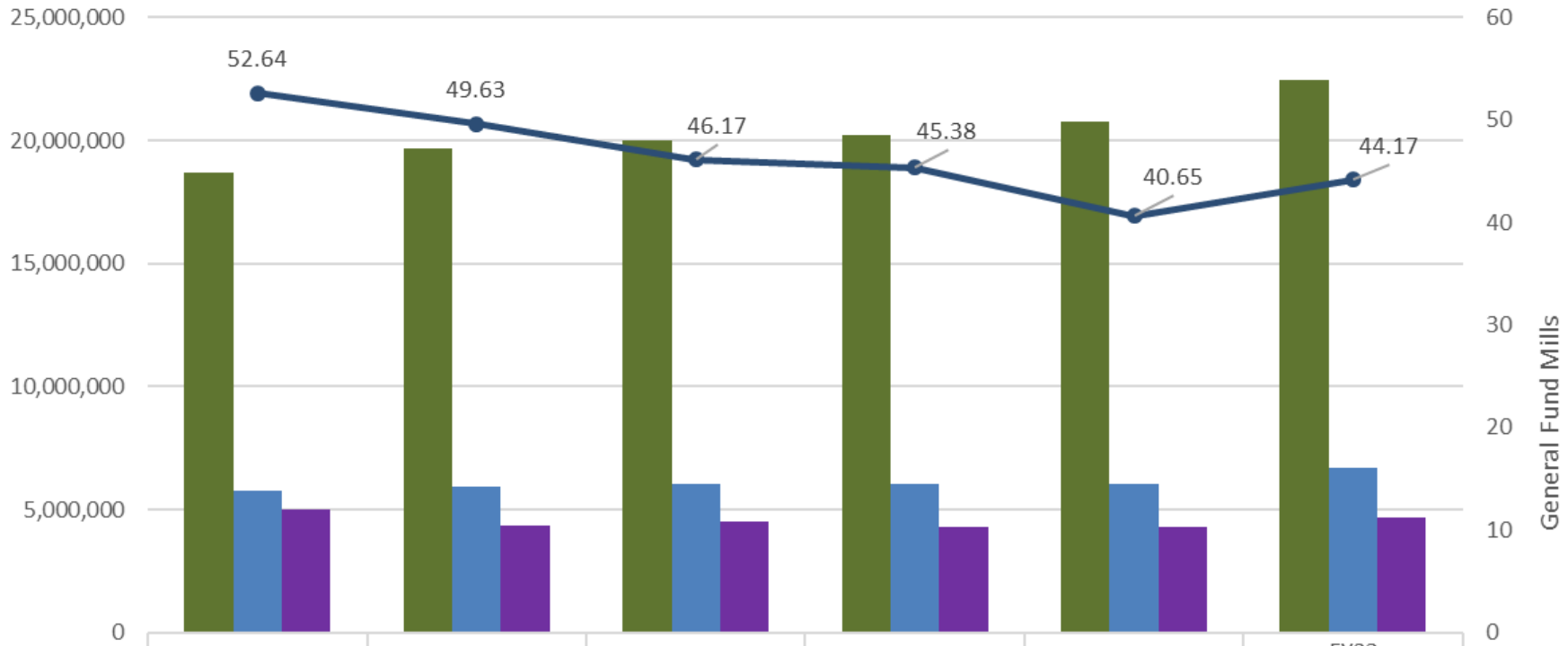
Elementary Budget Funding with General Fund Mills FY18-FY23-Projected



	FY18	FY19	FY20	FY21	FY22	FY23 Projected
Total State	24,874,807	26,602,735	27,260,123	28,913,401	28,635,086	29,189,979
Local Overbase	7,682,983	7,987,991	8,188,510	8,188,510	8,188,510	8,495,104
Local Base Levy	5,432,695	4,805,452	4,968,514	4,851,911	4,488,043	4,558,275
GF Mills	112.64	109.9	101.6	100.29	88.41	91.03

■ Total State
 ■ Local Overbase
 ■ Local Base Levy
 ● GF Mills

High School Budget Funding with General Fund Mills FY18-FY23-Projected

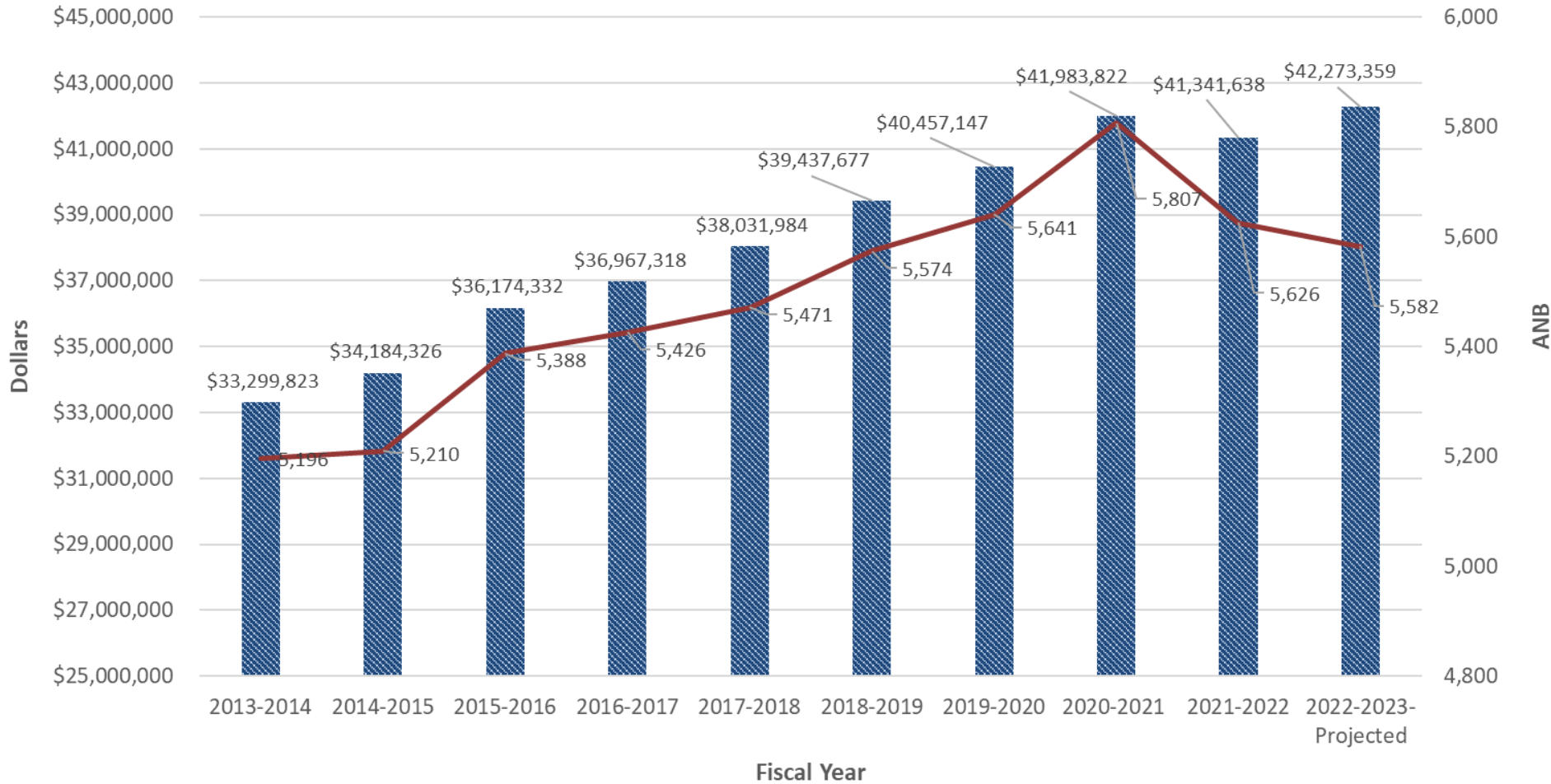


	FY18	FY19	FY20	FY21	FY22	FY23 Projected
■ Total State	18,709,344	19,659,360	19,980,900	20,230,899	20,754,867	22,437,977
■ Local Overbase	5,754,899	5,924,893	6,043,879	6,043,879	6,043,879	6,682,600
■ Local Base Levy	4,974,625	4,347,144	4,534,129	4,293,931	4,308,463	4,680,048
● GF Mills	52.64	49.63	46.17	45.38	40.65	44.17

■ Total State
 ■ Local Overbase
 ■ Local Base Levy
 ● GF Mills

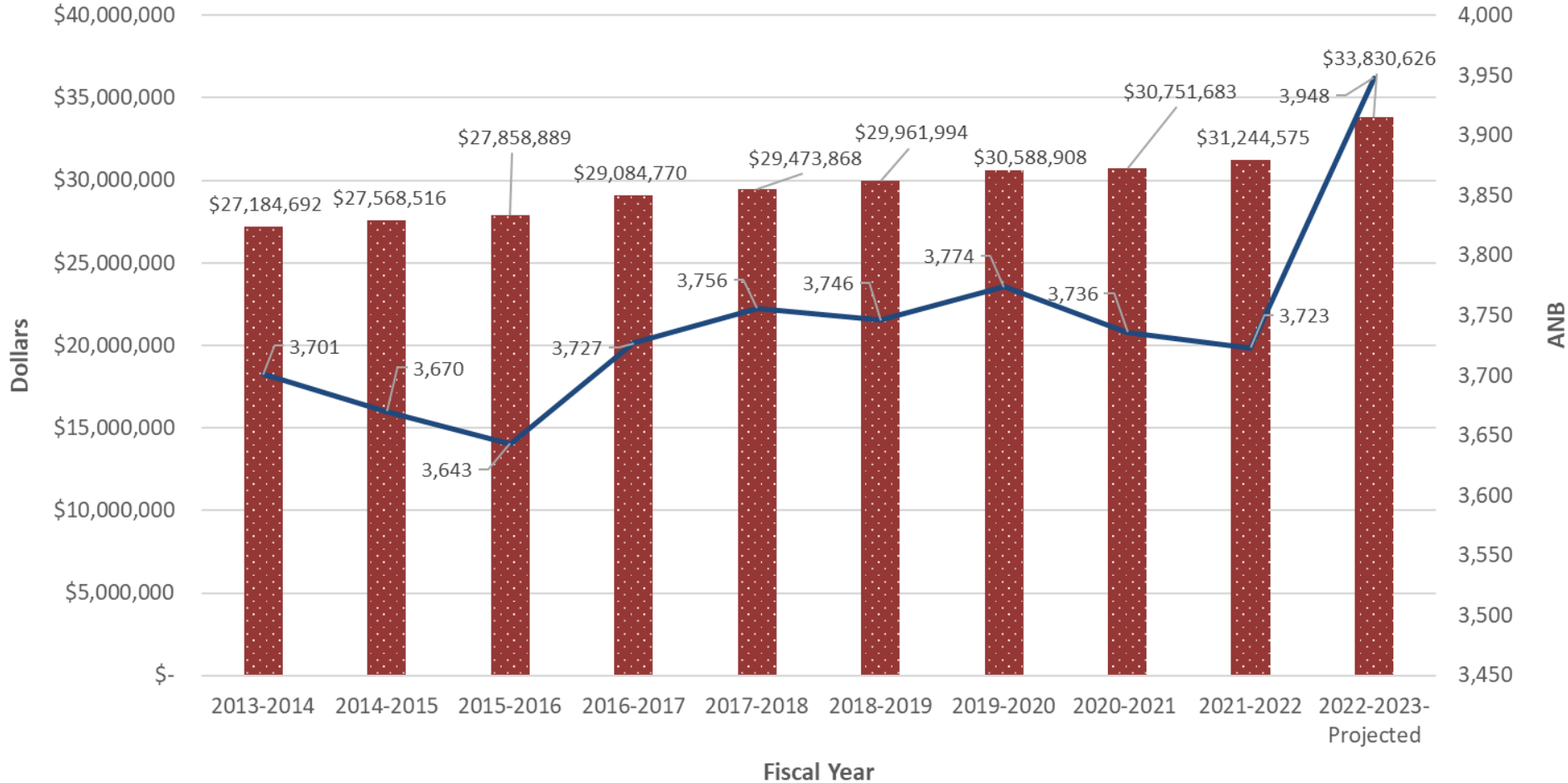
Elementary General Fund and Average Number of Belongings (ANB) Historical Overview FY14-FY23-Projected

General Fund
 ANB



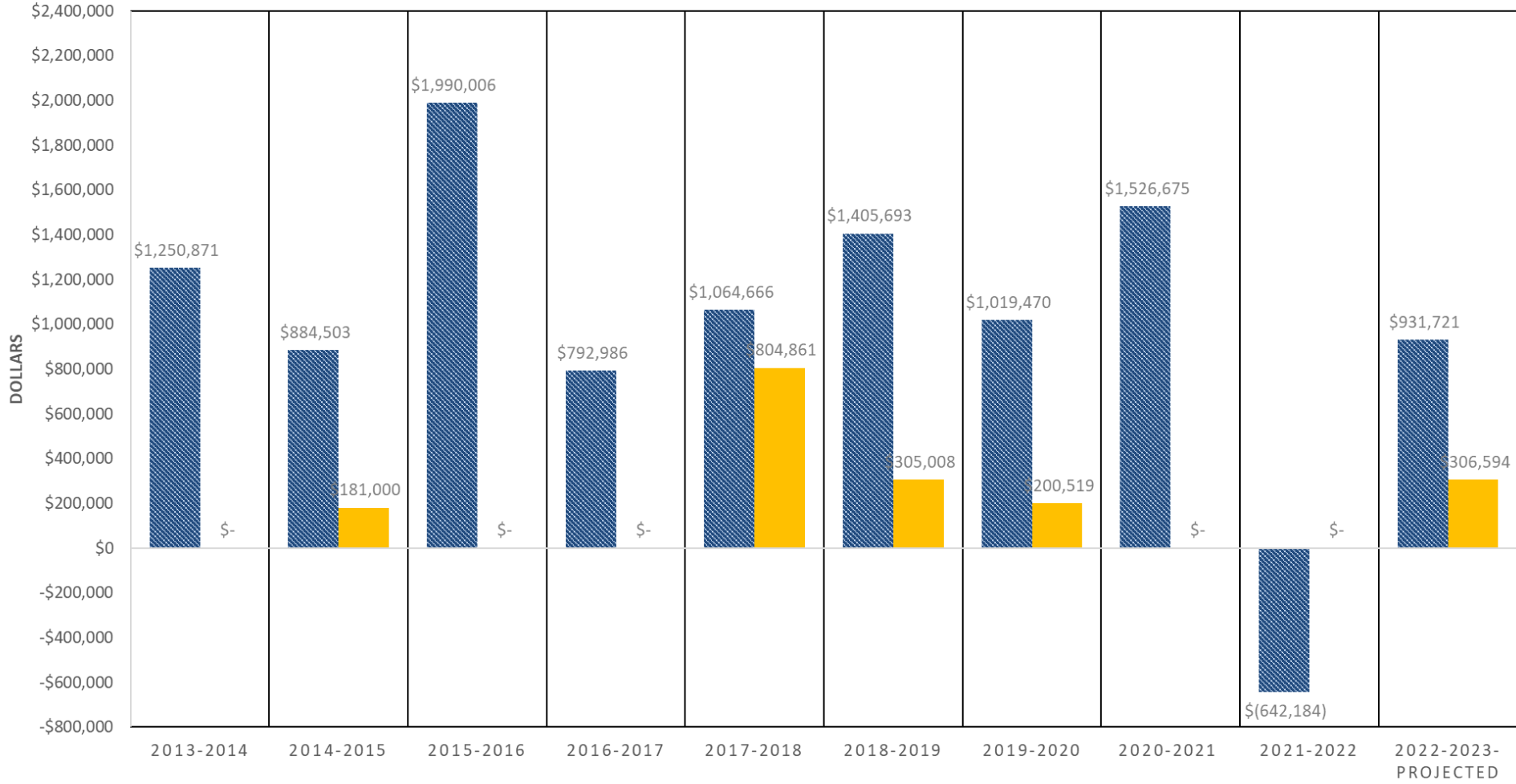
High School General Fund and Average Number of Belongings (ANB) Historical Overview FY14-FY23-Projected

■ General Fund
 — ANB



**ELEMENTARY GENERAL FUND
BUDGET INCREASES AND VOTED LEVY AMOUNTS
HISTORICAL OVERVIEW
FY2014 TO FY2023-PROJECTED**

■ General Fund Decrease/Increase ■ Voted Levy Amount



**HIGH SCHOOL GENERAL FUND
BUDGET INCREASES AND VOTED LEVY AMOUNTS
HISTORICAL OVERVIEW
FY2014 TO FY2023-PROJECTED**

■ General Fund Decrease/Increase
 ■ Voted Levy Amount
 ▨ Permissive Levy

