

MISSOULA COUNTY PUBLIC SCHOOLS
GENERAL FUNDS EXPENSES BY OBJECT CODE
FOR THE PERIOD JULY 1, 2020 TO JUNE 30, 2021

		Elementary Budget	Elementary YTD Expenditures	Secondary Budget	Secondary YTD Expenditures
Administrator Salaries	111	\$ 2,219,840	\$ 2,181,263	\$ 1,670,667	\$ 1,625,021
Certified Salaries	112	19,486,557	19,102,090	16,241,823	16,065,736
Other Certified Salaries/Specialists Salaries	113	3,036,425	2,882,426	793,215	775,269
Custodial/Trades and Crafts Salaries	114	1,740,240	1,801,414	1,525,175	1,583,952
Clerical/Secretarial Salaries	115	1,506,508	1,614,087	1,302,547	1,361,233
Athl-Trnrs/Equip Mgrs Salaries	116	-	-	59,822	265,889
Para educator Salaries	117	2,403,227	2,099,419	982,318	681,863
Supervisor Salaries	118	84,506	94,272	146,786	154,598
Substitute Salaries	120	578,094	269,856	418,233	242,132
Homebound	122	25,000	12,567	96,000	52,359
Service work Temporary	126	4,277	4,513	2,027	63
Work Students Salaries	127	430	-	-	-
Tech Support Temporary Salaries	129	700	-	-	-
Overtime Salaries	130	11,735	30,708	42,975	92,989
Professional extra Salaries	132	35,412	13,351	8,491	3,291
Stipend Salaries	150	4,200	12,542	7,500	11,475
Excess sick leave	160	61,800	120,302	49,029	98,213
Vacation Term Pay	170	60,825	110,594	45,700	46,074
Sick Term pay	180	412,891	340,545	346,411	342,269
Salaries		\$ 31,672,667	\$ 30,689,949	\$ 23,738,719	\$ 23,402,427
Total Benefits		\$ 4,855,838	\$ 4,532,116	\$ 3,219,615	\$ 3,118,368
Total Salaries and Benefits		\$ 36,528,505	\$ 35,222,065	\$ 26,958,334	\$ 26,520,794
Contracted Services		\$ 724,302	\$ 724,426	502,105	\$ 501,141
Utilities		1,101,744	942,122	1,169,336	1,061,048
Repair & Maint Service		67,232	121,162	91,989	189,866
Field Trips/Student Travel Costs		16,250	1,030	436,499	340,009
Insurance Prop Liab	520	435,513	434,604	329,236	311,267
Telephone/Postage/Advertising		127,508	87,629	98,065	67,060
In-service Travel		94,431	154,060	119,290	34,428
Supplies/Equipment/Software		1,130,057	1,692,345	921,527	998,043
Dues/Fees & unallocated		1,563,473	87,470	125,302	95,472
Operating Transfer to other fund		194,807	2,516,728		632,556
		\$ 5,455,317	\$ 6,761,575	\$ 3,793,349	\$ 4,230,889
Grand Total General Fund Expenditures		\$ 41,983,822	\$ 41,983,640	\$ 30,751,683	\$ 30,751,683

YEAR END PRESERVATION/EXPENDITURE OF GENERAL FUNDS

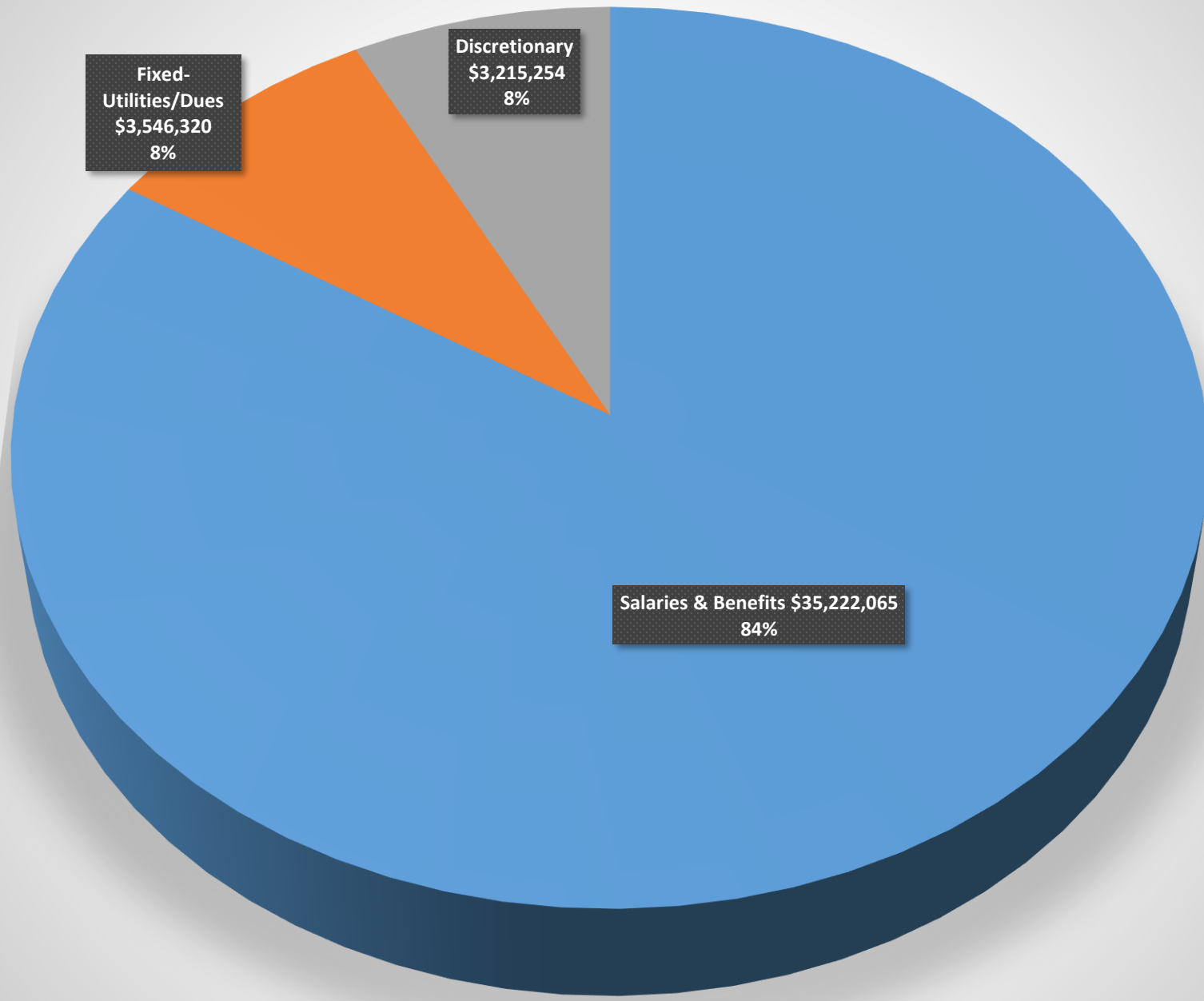
	Elementary	Secondary
Cover Indirect Cost expenditures w/General Fund	140,296	56,466
Transfer to Compensated Absences Fund	145,000	190,000
Cover Medicaid (MAC billing) expenditures with General Fund	39,000	26,000
Cover Food Service expenditures with General Fund	-	259,068
Transfer unexpected building funds to Multi District Agreement for building use	27,075	82,168
Cover Medicaid direct billing expenditures w/General Fund	207,519	144,273
Cover staff/supply expenditures typically covered with rental proceeds w/General Fund	49,460	25,992
Cover Building Reserve expenditures w/General Fund	539,118	240,615
Cover athletic expenditures, typically covered with participation fees, w/General Fund	12,698	63,065
Transfer to Multidistrict Agreement Fund (Interlocal Agreement Fund)	2,344,652	442,556
	\$ 3,504,819	\$ 1,530,202

MISSOULA COUNTY PUBLIC SCHOOLS
GENERAL FUNDS EXPENSES
FOR THE PERIOD JULY 1, 2020 TO JUNE 30, 2021

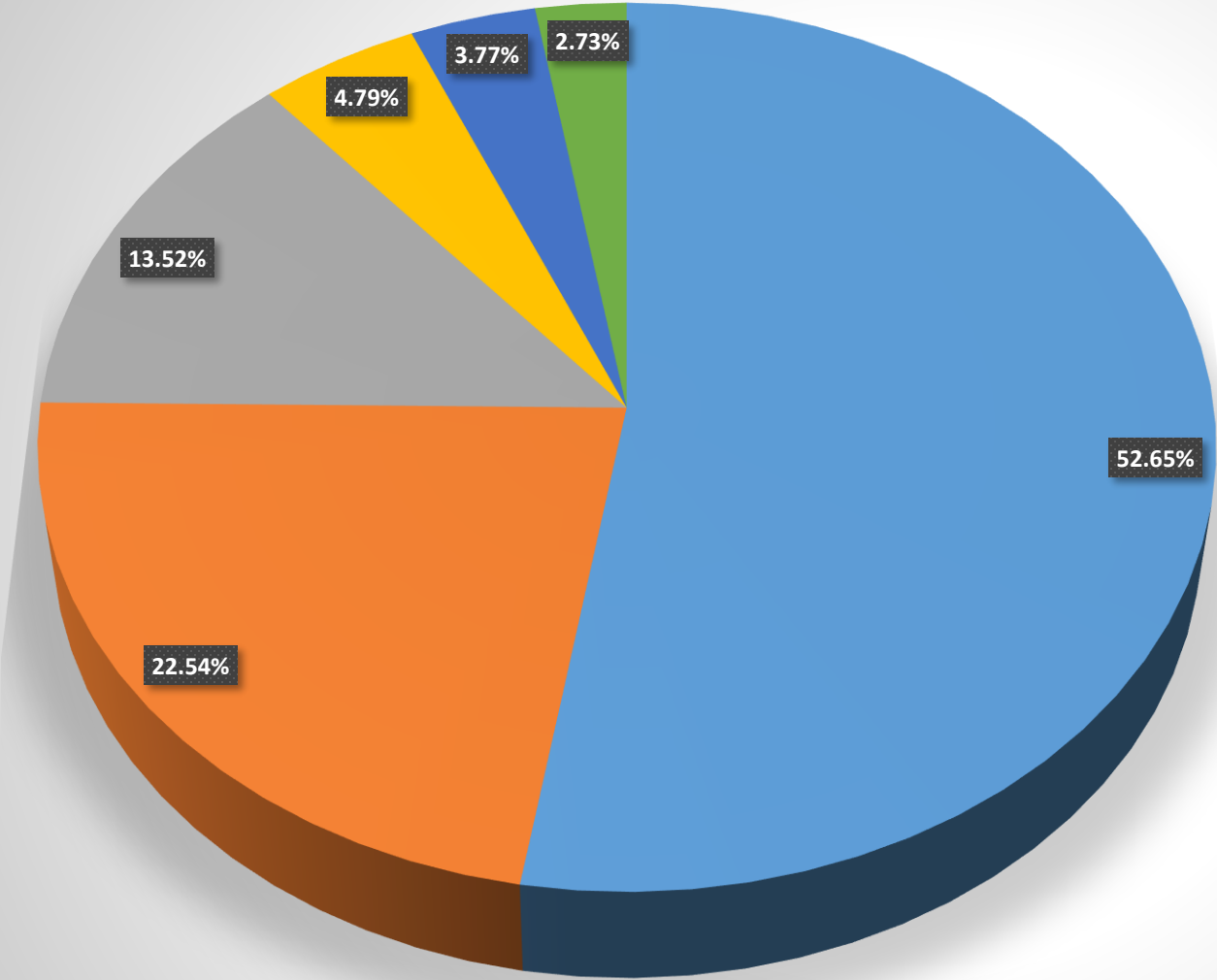
	Elementary				Secondary			
	Budget	Year to Date	Percent of Total Exp	Percent of Budget	Budget	Year to Date	Percent of Total Exp	Percent of Budget
Salaries*	\$ 31,137,151	\$ 30,118,508	86%	97%	\$ 23,297,579	\$ 22,915,871	86%	98%
Excess sick leave	160 61,800	120,302	0%	195%	49,029	98,213	0%	200%
Vacation Term Pay	170 60,825	110,594	0%	182%	45,700	46,074	0%	101%
Sick/Term pay	180 412,891	340,545	1%	82%	346,411	342,269	1%	99%
Wk Comp/Health/Life/Disablty Ins	4,855,838	4,532,116	13%	93%	3,219,615	3,118,368	12%	97%
Total Salaries and Benefits	\$ 36,528,505	\$ 35,222,065			\$ 26,958,334	\$ 26,520,794		
Contracted Services	\$ 724,302	\$ 724,426	2%	100%	\$ 502,105	\$ 501,141	2%	100%
Utilities	1,101,744	942,122	2%	86%	\$ 1,169,336	1,061,048	3%	91%
Repair & Maint Service	67,232	121,162	0%	180%	\$ 91,989	189,866	1%	206%
Field Trips/Student Travel Costs	16,250	1,030	0%	6%	\$ 436,499	340,009	1%	78%
Insurance Prop Liab	520 435,513	434,604	1%	100%	\$ 329,236	311,267	1%	95%
Telephone/Postage/Advertising	127,508	87,629	0%	69%	\$ 98,065	67,060	0%	68%
In-service Travel	94,431	154,060	0%	163%	\$ 119,290	34,428	0%	29%
Supplies/Equipment/Software	1,130,057	1,692,345	4%	150%	\$ 921,527	998,043	3%	108%
Dues/Fees & unallocated	1,563,473	87,653	0%	6%	\$ 125,302	95,472	0%	76%
Operating Transfer to other fund	194,807	2,516,728	6%	1292%	-	632,556	2%	-
	\$ 5,455,317	\$ 6,761,758			\$ 3,793,349	\$ 4,230,889		
Grand Total General Fund Expenditures	\$ 41,983,822	\$ 41,983,822			\$ 30,751,683	\$ 30,751,683		

* Excludes Excess Sick leave and Termination Pay

FY21 Elementary General Fund Expenditures

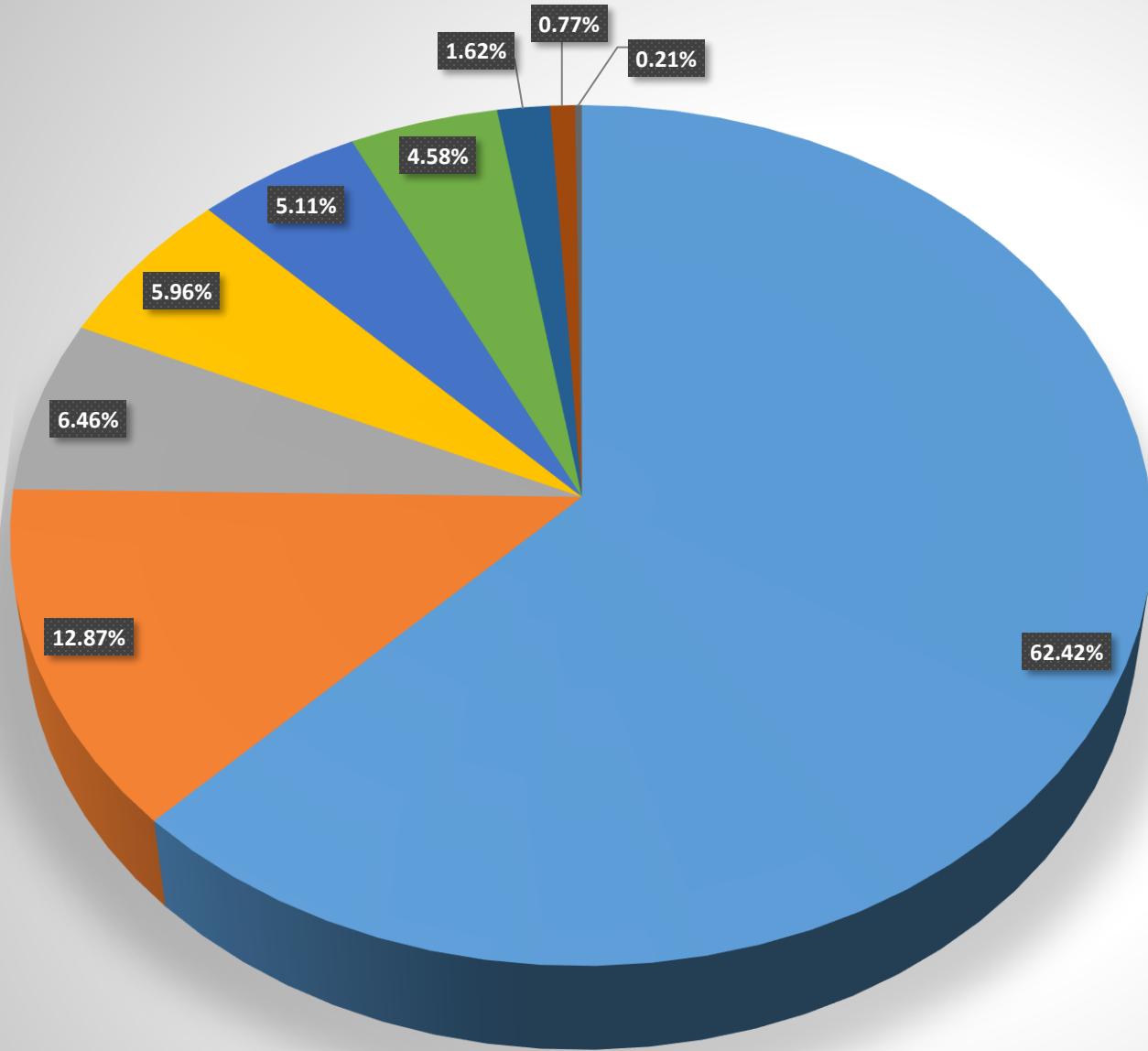


FY21 Elementary Discretionary



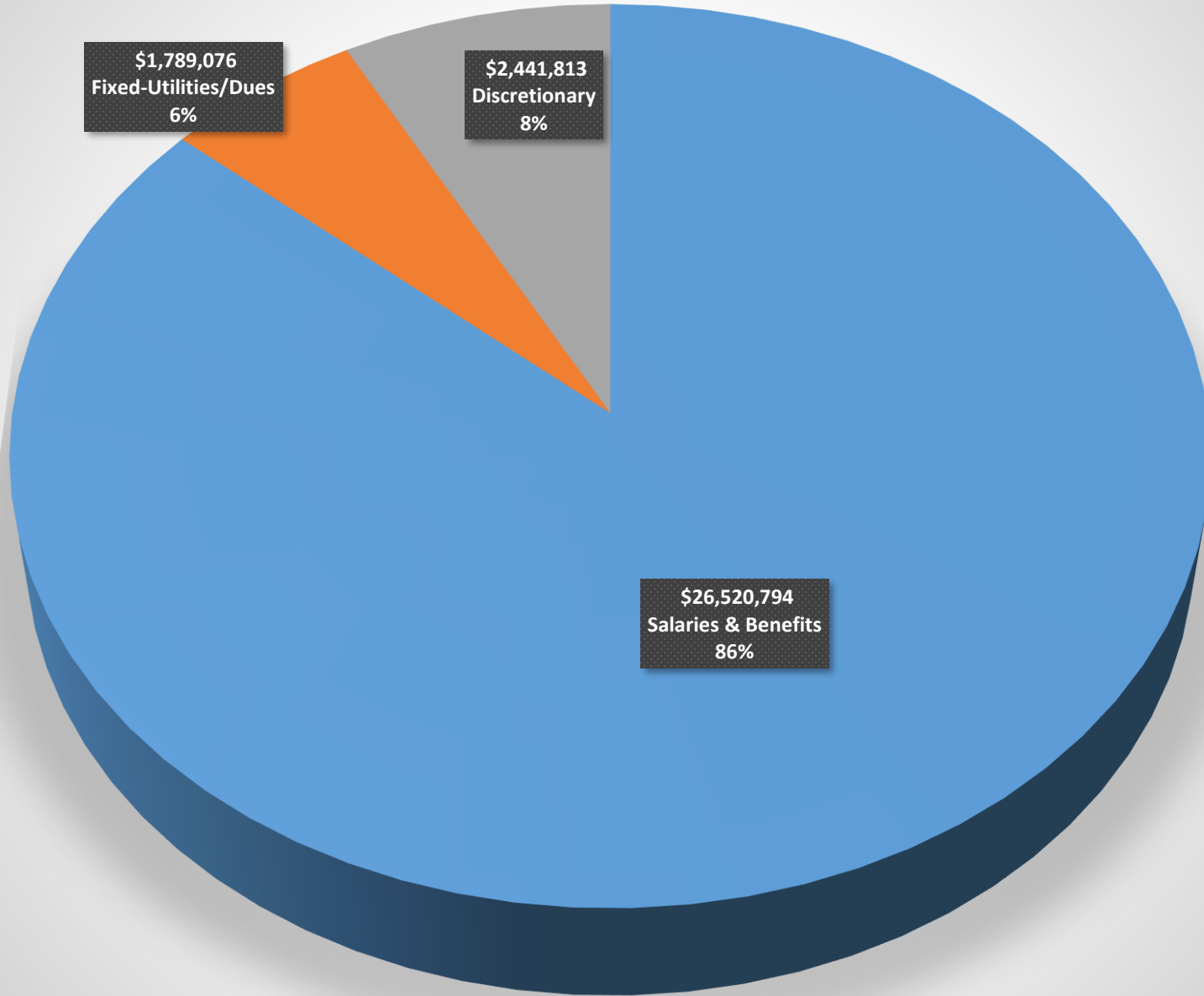
- Supplies/Equipment/Software/Books \$1,692,345
- Contracted Services \$724,426
- Insurance Prop Liab \$434,604
- In-service Travel \$154,060
- Repair & Maint Service \$121,162
- Telephone/Postage/Advertising \$87,629

FY21 Elementary Salaries and Benefits

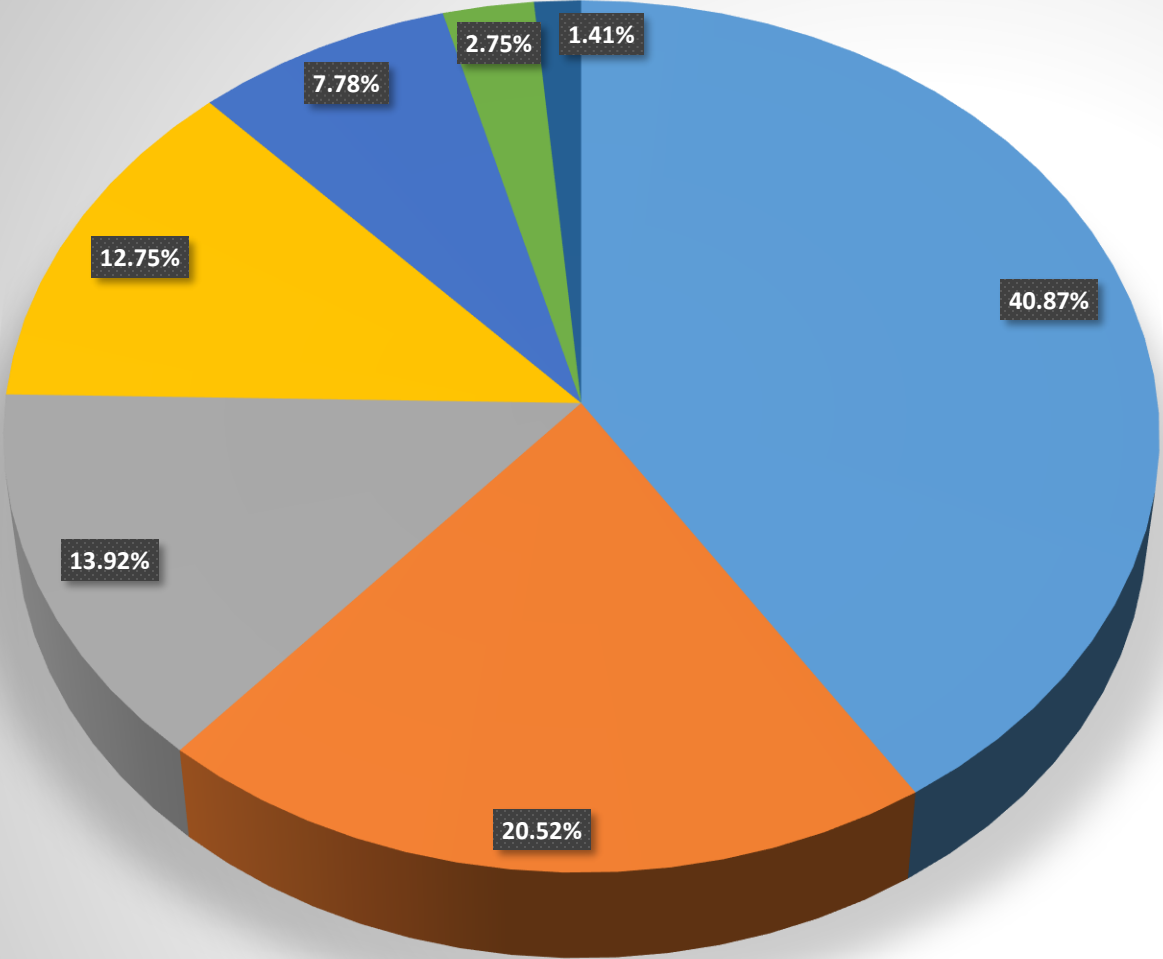


- Certified Pay \$21,984,516
- Benefits \$4,532,116
- Administrator/Supervisor Salaries \$2,275,536
- Para Educator Pay \$2,099,419
- Custodial/Trades and Crafts Pay \$1,801,414
- Clerical/Secretarial Pay \$1,614,087
- Term Pay/Excess Sick Leave Pay \$571,441
- Substitute Pay \$269,856
- Other-Homebound/Stipends/OT \$73,681

FY21 High School General Fund Expenditures

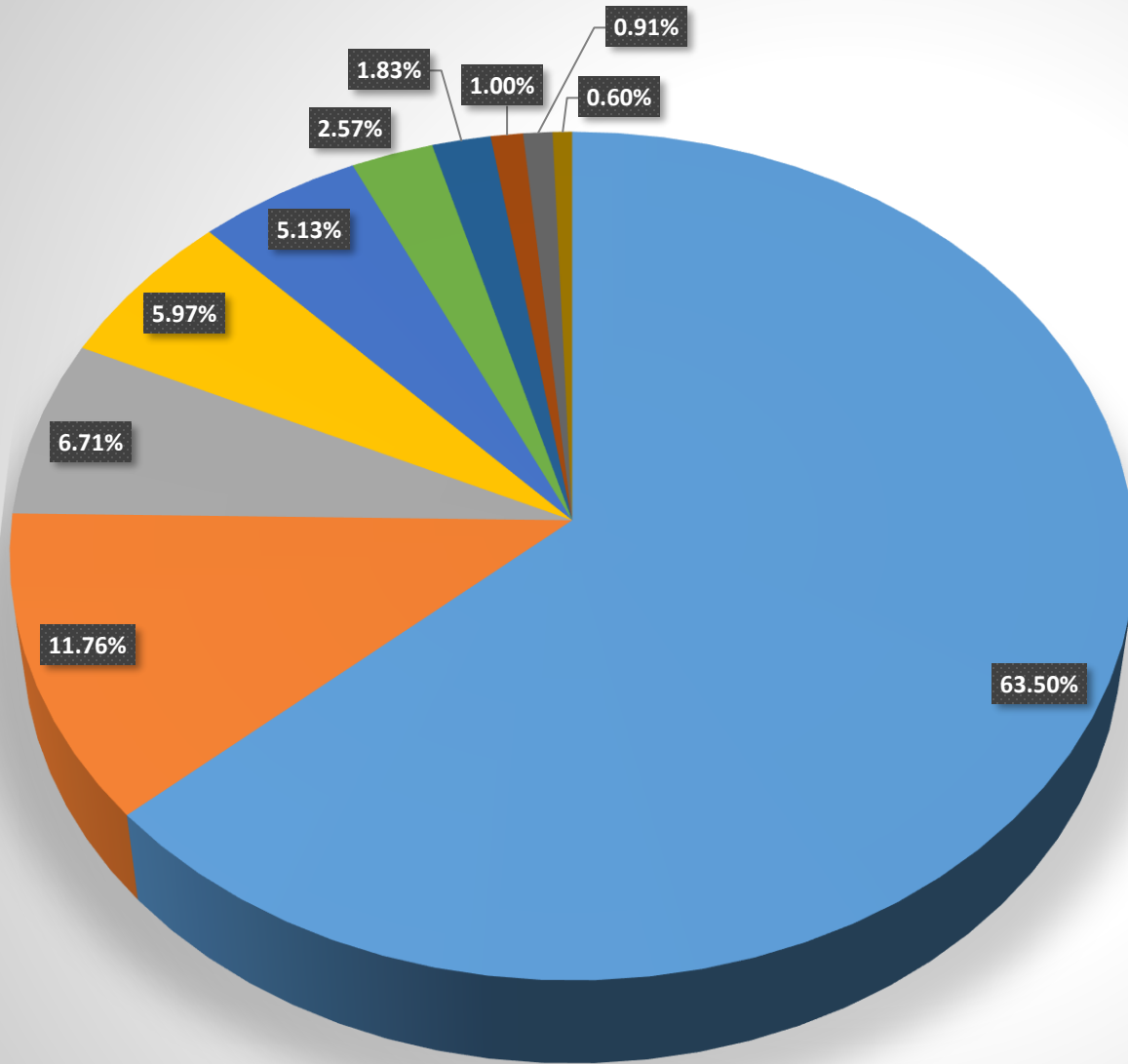


FY21 High School Discretionary



- Supplies/Equipment/Software/Books \$998,043
- Contracted Services \$501,141
- Field Trips/Student Travel Costs \$340,009
- Insurance Prop Liab \$311,267
- Repair & Maint Service \$189,866
- Telephone/Postage/Advertising \$67,060
- In-service Travel \$34,428

FY21 High School Salaries and Benefits



- Certified Pay \$16,841,005
- Benefits \$3,118,368
- Administrator/Supervisor Salaries \$1,779,619
- Custodial/Trades and Crafts Pay \$1,583,952
- Clerical/Secretarial Pay \$1,361,233
- Para Educator Pay \$681,863
- Term Pay/Excess Sick Leave Pay \$486,556
- Athl-Trnrs/Equip Mgrs/Food Service Pay \$265,889
- Substitute Pay \$242,132
- Other-Homebound/Stipends/OT \$160,176